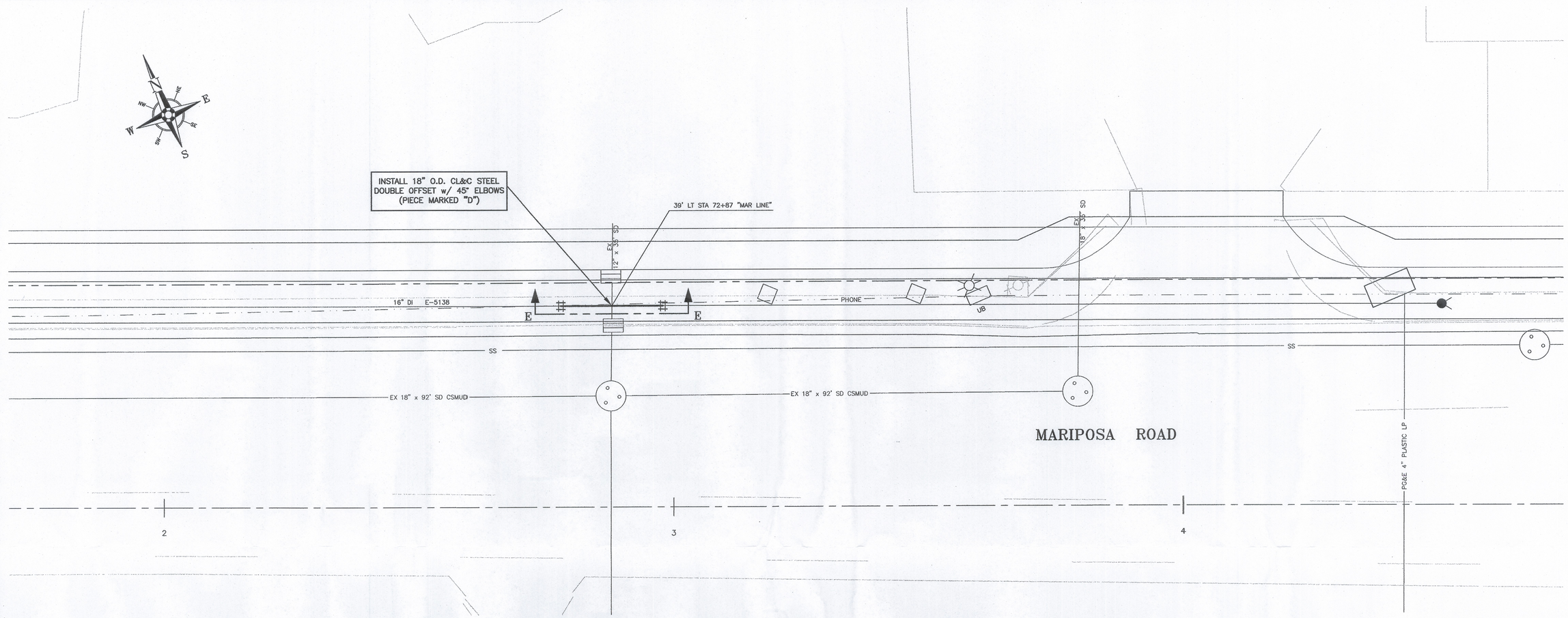

PLAN VIEW
SCALE: 1"= 10'

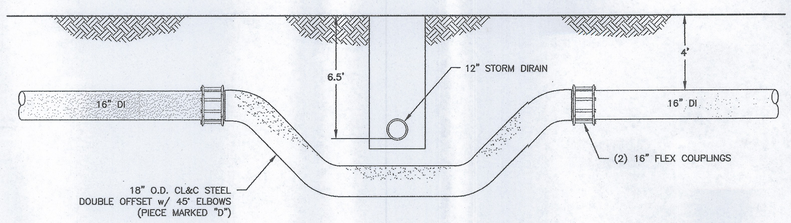

ELEVATION VIEW "E-E"
SCALE: 1"= 4'

"A"	"B"	"C" 4'+2A+B	"D" B-2E	"F" A/.707	"G" F-2E	"H" 2'-0"-E
4'	8'	20'				

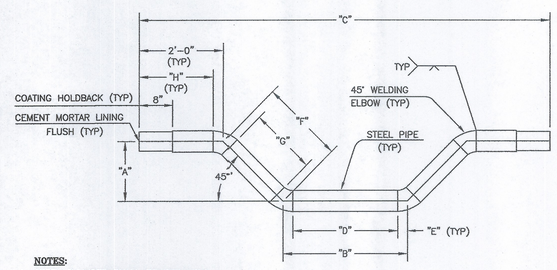

NOTES:

1. STEEL CYLINDER SHALL BE PER A.S.A. WITH ASTM A53 TEST PRESSURE AND ASTM A36 PHYSICAL PROPERTIES.
2. COATING SHALL BE REINFORCED WITH 14 GAUGE WIRE MESH OR 14 GUAGE WIRE SPIRALLY WOUND IN CENTER OF COATING PER LATEST REVISION OF AWWA STANDARD C205.
3. WELDING FITTINGS SHALL BE ASTM A234 GRADE B.

PIECE "MARKED"	QTY	PIPE STEEL CYL.(OD)	PIPE SCHED.	CML	CMC	ELBOW SCHED.	ELBOW "E"
"D"	1	18.0"	10	1/2"	3/4"	.375"	11.25"

CEMENT MORTAR LINING, CML
CEMENT MORTAR COATING, CMC

ENGINEERING

CALIFORNIA WATER SERVICE CO.

DEPARTMENT

REVISIONS:

	DATE:	INIT.
DISTRIBUTION MAP		
PLAT SHEET		
SYSTEM SCHEMATIC		
STATION SCHEMATIC		
ZONE MAP		
VALVE RECORD		

PLAT SHEET NO.: STK-37-34

SCALE: AS SHOWN

DRAWN BY: E. JACOBSEN

DESIGNED BY: E. JACOBSEN

CHECKED BY: DATE: 5-15-12

APPROVED BY: DATE: 5/15/12

TITLE: ROUTE 99 WIDENING PROJECT RELOCATION OF FACILITIES

DISTRICT: STOCKTON

DATE: 5-15-12

PROJECT ID.: 52328

DRAWING NO.: STK-8720

SHT 8 OF 8

PS-12-02533